

Diesel Generator Set:GB-C80

Standard Features	
MODEL	GB-C80
Standby Power(50Hz)	70KW/88KVA
Prime Power(50Hz)	64KW/80KVA
Engine	CUMMINS 6BT5.9-G1
Alternator	LEROYSOMER TAL-A44-C

- Standard control panel, Including controller, Operation lighting, Emergency stop button, Buzzer
- Main line circuit breaker
- Two 12V free maintenance battery, battery charger, Battery Ract and Battery Switch
- Industrial silencer, Ripple Flex exhaust pipe, Flange
- Fork lift position and lifting position
- With-10 hours Base Fuel Tank; Fuel Tank Capacity: 220L
- Radiator 50°C max, Fans driven by Belt, with safety Guard
- Hand pump special for take out dirty oil



Open Type

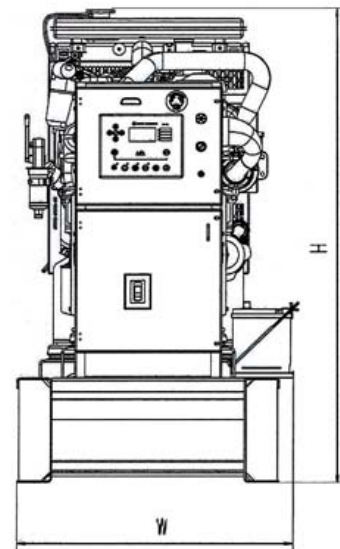
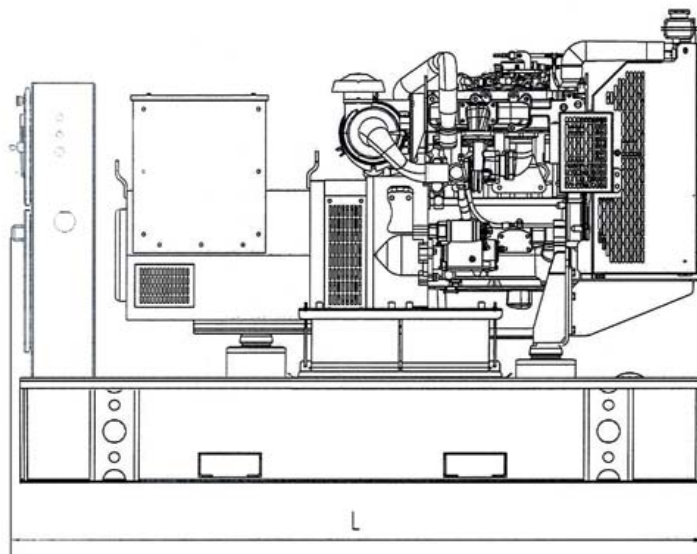
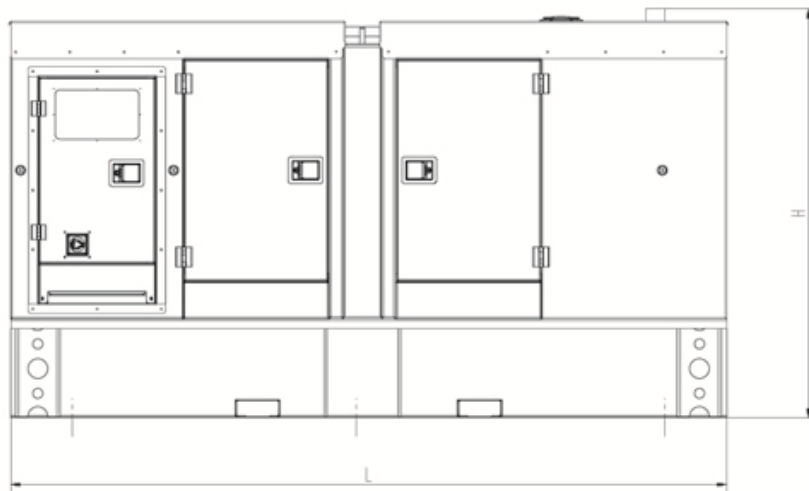
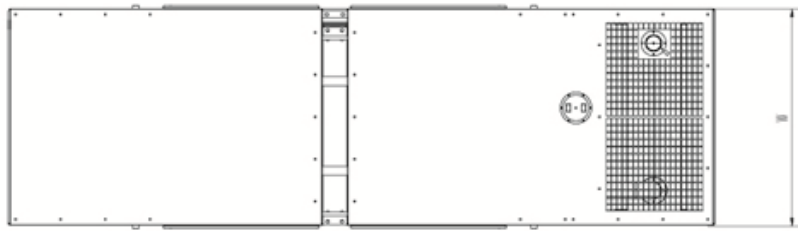


Silent Type

Generator Set Ratings						
Voltage	Frequency	Phase	P.F (COS ϕ)	Prime Current Amps	Standby Power (KW/KVA)	Prime Power (KW/KVA)
440/254	50	3	0.8	105	70.4/88	64/80
415/240	50	3	0.8	111	70.4/88	64/80
400/230	50	3	0.8	115.5	70.4/88	64/80
380/220	50	3	0.8	121.7	70.4/88	64/80

Prime Power(PRP):Prime power is available for an unlimited number of annual hours in variable load application, in accordance with GB/T2820-97(eqvISO8528);10% overload capability is available for a period of 1 hour within a 12-hour period of operation. Standby Power Rating (STP):The standby power rating is applicable for supplying emergency

Dimension & Weight Of Generator Set	
Dimension(L*W*H)/CM For Open Type	200x91x142 CM
Net Weight/KG For Open Type	1450 KG
Dimension(L*W*H)/CM For Silent Type	290x113x166 CM
Net Weight/KG For Silent Type	1900 KG
Dimension (L*W*H)/MM For Trailer Type	
Net Weight/KG For Trailer Type	



Specification of Engine		
Basic Specification	Engine Model	6BT5.9-G1
	Manufacturer	DCEC CUMMINS
	Prime Power	86KW/115HP
	Standby Power	92KW/123HP
	Engine Configuration	6 Cylinder In Line, 4Stroke,Direct Injection
	Gas Feeding Model	Turbo Charged
	Bore × Stroke	102×120(MM)
	Displacement	5.9L
	Rated Speed	1500RPM
	Speed Governor	Mechanical
	Starter Model	24V DC Start
	Cooling System	Water Cool
	Compression Ratio	17.5:1
Exhaust System	Exhaust Gas Flow	1090L/s
	Exhaust Temperature	499℃
	Max Back Pressure	10kPa
Air Intake System	Max Intake Restriction	6.25kPa
	Burning Capacity	418L/s
	Air Flow	8180L/s
Fuel System	Fuel Consumption (Prime Power 100%) Load	22L/H
	Fuel Consumption (Prime Power 75%) Load	17L/H
	Fuel Tank Capacity	220L
Lubrication System	Oil Capacity	38.6L
	Oil Consumption	≤0.24L/h
	Oil Pressure at Rated RPM	241-345kPa
Cooling System	Total Coolant Capacity	85L
	Thermostat Open Temperature	82-93℃
	Max Coolant Temperature	104℃

Specification of Alternator

Basic Specification	Alternator Model	TAL-A44-C
	Manufacturer	LEROYSOMER company
	Prime Output	68KW/85KVA
	Standby Output	75KW/94KVA
	Excitation Model	Brushless, Self-Exciting
	Cooling Method	Air Cooling
	Connection Type	3 Phase and 12 Wires "Star" Connection
	Power Factor	0.8
	Protection Class	IP23
	Insulation Class	H
	Altitude	≤ 1000m
	Voltage Regulation, Steady State	≤ ± 1%
	Telephone Influence Factor	< 50
	Sudden Voltage Warp (100% Sudden Reduce)	≤ ± 1%
	Sudden Voltage Warp (Sudden Increase)	≤ ± 25%
	Voltage Stable Time (100% Sudden Reduce)	≤ 6S
	Voltage Stable Time (Sudden Increase)	≤ 6S
	Frequency Reduce	0-5% adjustable
	Frequency Regulation, Stead State	≤ 1.5%
	Frequency Waving	≤ 0.8%
	Sudden Frequency Warp (100% Sudden Reduce)	≤ +12%
	Sudden Frequency Warp (100% Sudden Increase)	≤ -10%
	Frequency Recovery Time (100% Sudden Reduce)	≤ 5S
Frequency Recovery Time (Sudden Increase)	≤ 5S	

Compliance GB755,BS5000,VDE0530,NEMAMG1-22,IED34-1,CSA22.2 and AS1359 Stands

Control Panel System

1.SINGLE SET GEN-SET CONTROLLER

SUM : They meet all possible requirements for AMF applications,including modem control,user configuration and full gen-set monitoring and protection. AMF models enable the combination of manual and remote start application with auto mains fail function.



KEY FEATURES:

1. High water Temperature Shutdown	
2. Low Oil Pressure Shutdown	
3. Over Speed Shutdown	
4. Over Crank Shutdown	
5. Function as Emergent Stop	
6. Heated Display Option	
7. Breaker Control Buttons on Front Fascia	
8. Alternative Configuration (50Hz/60Hz)	
9.Support ATS Function	b.ComAp AMF 20
KEY FEATURES:	
1. High Water Temperature Shutdown	
2. Low Oil Pressure Shutdown	
3. Over Speed Shutdown	
4. Over Crank Shutdown	
5. Function as Emergent Stop	
6. With Remote Teleport Communication RS 485	
7. Heated Display Option.	
8. Alternative Configuration (50HZ/60HZ)	
9. Support ATS Function	c.DSE 7320
10. Remote Communications (RS232 & RS485)	
11. Fuel Usage Monitor And Low Level Alarms.	
12. Engine Specific J1939 for All Major Manufacturers	
13. Configurable Display Languages.	
14. Load Switching, Load Shedding&Dummy Load Outputs.	
15. Alternative Configuration (50Hz/60Hz)	
15. Alternative Configuration (50Hz/60Hz)	d.ComAp AMF 25

2.Multiple paralleling gen-sets with internal load-sharing controller

SUM: Functionality, optimized for ease of use, installation and configuration, includes built-in synchronization and digital isochronous active and reactive load sharer. Native co-operation of up to 32 gen-sets is a standard feature.



KEY FEATURES:

1. The Most up to 32-set Synchronization	
2. Wide Range of Communication Interfaces - RS232, RS485, USB, Modbus, GSM/Analog Modem, GPRS, Ethernet	
3. Direct Governor & AVR Control	<p>a.DSE 8610</p>
4. kW & kV Ar Load Sharing	
5. Advanced Power Management Function	
Load Dependent Start/Stop	
Load Demand Swap	
Running Hours Equalization	<p>b.ComAp IC-NT NINT</p>
6. Support of Electronic Controlled Engines (J1939, Modbus)	

3.SINGLE GEN-SET IN PARALLEL TO MAINS CONTROLLER

SUM: They are integrated controllers combining AMF and paralleling functions for single gen-sets. This combination allows the gen-set with interrupt-free transfers as well as in continuous parallel-to -mains mode.

KEY FEATURES:

1. Mains (Utility) Failure Detection, Mains (Utility) Power Monitoring (kW, kV Ar, kV A & pf) Monitoring, Mains (Utility) Decoupling Protection, Mains (utility) kW Export Protection.	
2. Remote Communications (RS232, RS485 x2, Ethernet)	
3. High Tariff Avoidance, Peak Shaving, Peak Lopping	<p>a.DSE 8620</p>
4. Synchronization of MCB (Reverse Synchronization)	
5. Support of Electronic Controlled Engines (J1939, Modbus)	
6. Wide Range of Communication Interfaces - RS232, RS485, USB, Modbus, GSM/Analog Modem, GPRS, Ethernet	
	<p>b.ComAp IC-NT SPtM</p>

Generator Set Options and Accessories			
Generator Set Design		Control System	
Open Type	<input type="checkbox"/>	AMF(Automatic Management Function)	<input type="checkbox"/>
Silent Type	<input type="checkbox"/>	ATS(Automatic Transfer System)	<input type="checkbox"/>
Super Silent Type	<input type="checkbox"/>	ASS(Automatics Synchronization System)	<input type="checkbox"/>
Trailer Type	<input type="checkbox"/>	Remote Control Puma	<input type="checkbox"/>
Fuel System		Alternator	
12 Hour Base Tank(single wall)	<input type="checkbox"/>	PMG(EBS) Excitation	<input type="checkbox"/>
24 Hour Base Tank(single wall)	<input type="checkbox"/>	Space Heater	<input type="checkbox"/>
Dual Wall Base Fuel Tank	<input type="checkbox"/>	Preheater System	
Outside Fuel Tank	<input type="checkbox"/>	Coolant Preheater	<input type="checkbox"/>
Automatic Refueling Compensation System	<input type="checkbox"/>	Oil Preheater	<input type="checkbox"/>
Exhaust System		Battery Preheater	<input type="checkbox"/>
Residential Exhaust Silencer	<input type="checkbox"/>		
Circuit Breaker Brand			
CHNT	<input type="checkbox"/>		
ABB	<input type="checkbox"/>		